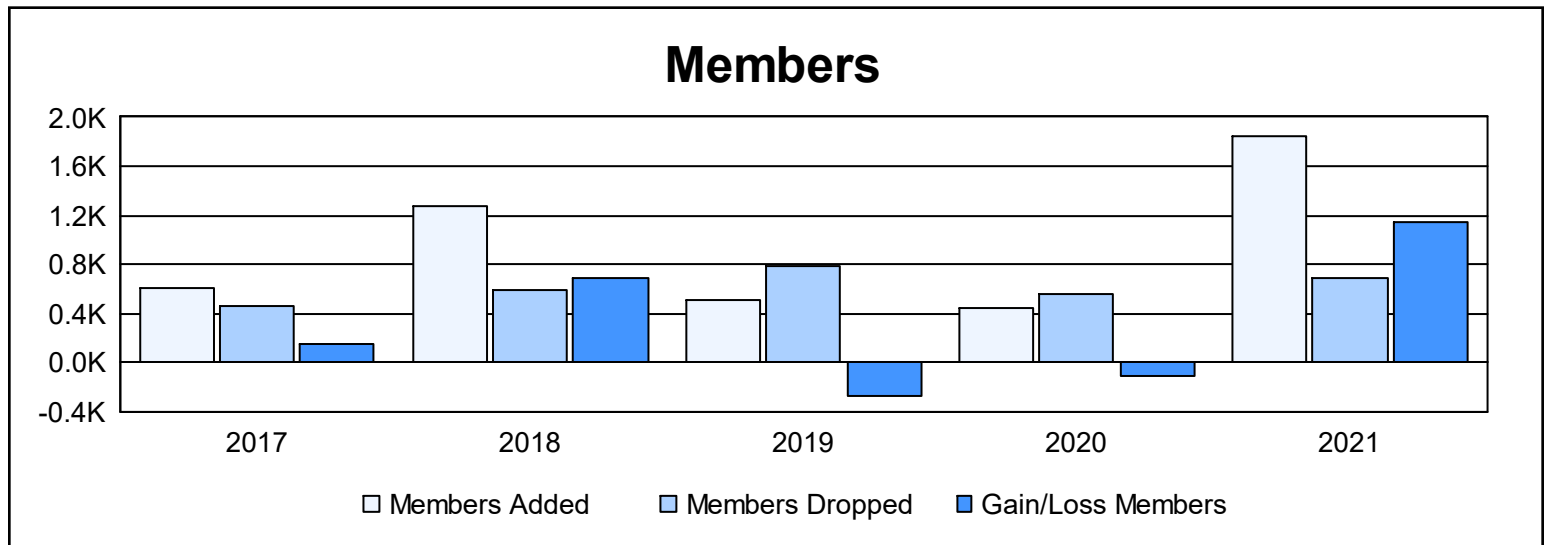
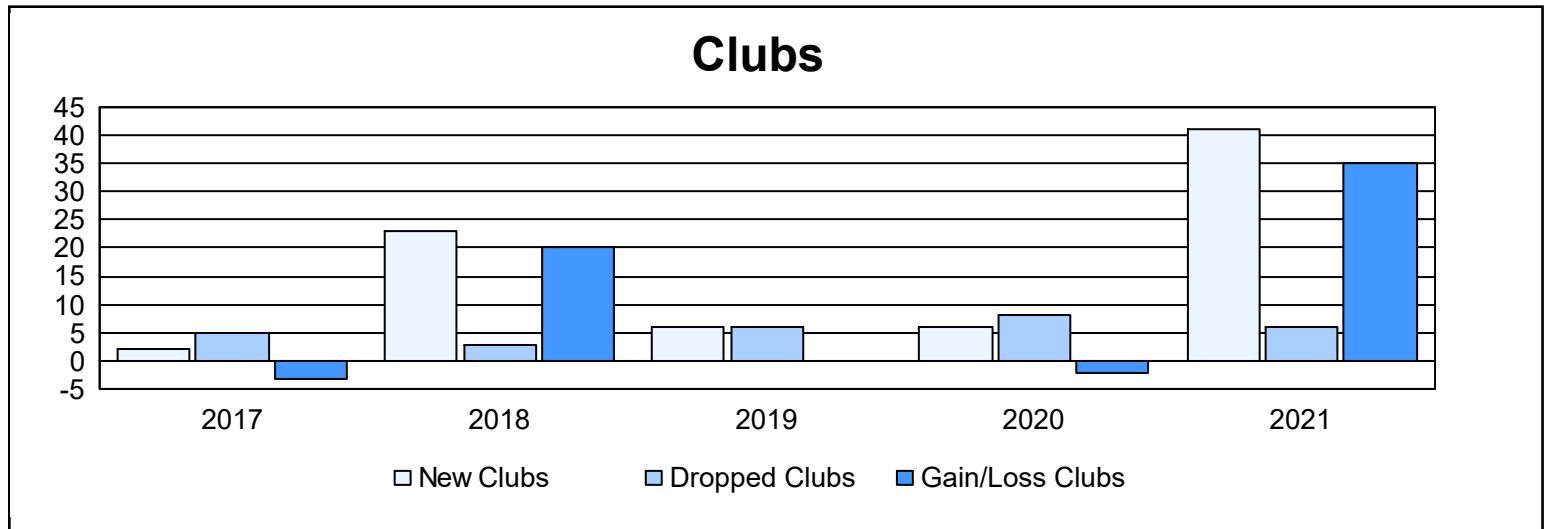
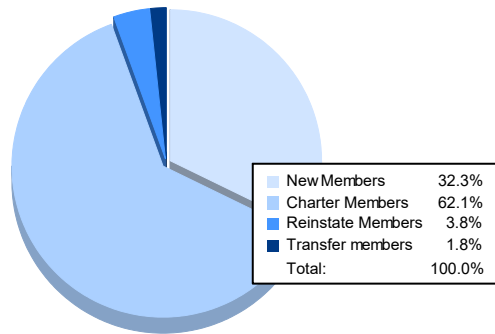


Year	New Clubs	Dropped Clubs	Gain/ Loss Clubs	New Members	Charter Members	Reinstate Members	Transfer Members	Total Member Added	Total Members Dropped	Gain/ Loss Members
2016-2017	2	5	-3	452	89	47	16	604	454	150
2017-2018	23	3	20	629	583	44	22	1,278	594	684
2018-2019	6	6	0	269	147	59	30	505	778	-273
2019-2020	6	8	-2	244	156	28	20	448	550	-102
2020-2021	41	6	35	594	1,142	70	33	1,839	695	1,144
<b>Average</b>	<b>16</b>	<b>6</b>	<b>10</b>	<b>438</b>	<b>423</b>	<b>50</b>	<b>24</b>	<b>935</b>	<b>614</b>	<b>321</b>



### Membership Composition June 2021 Cumulative



### Gender Composition June 2021 Cumulative

